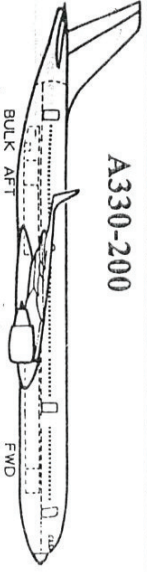


EMIRATES AIRWAYS

A330-200



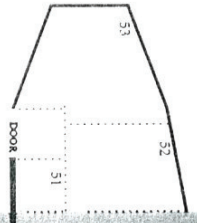
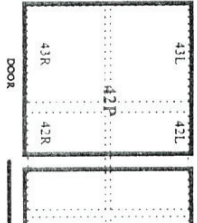
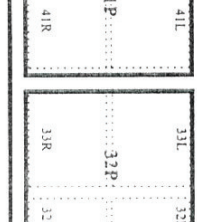
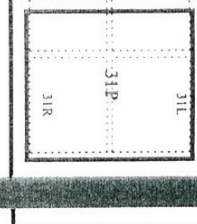
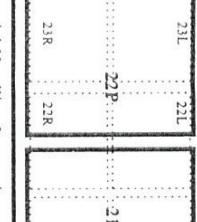
BULK AFT FWD

LOADING INSTRUCTIONS / REPORT

CPM: **X** FLT. NO.: **KO222** A/C REGN: **5YKKL** FROM: **NBO** TO: **DXB** DATE: **15Nov2016** PREPARED BY: **Student-1**

This aircraft has been offloaded / loaded in accordance with instructions, including the deviations shown on the REPORT. All containers / pallets and bulk load have been secured in accordance with Emirates regulations specified in Weight and Balance Manual.

Signature / Staff No.:
Loading Supvr / Ramp Agent Staff

BULK HOLD	AFT HOLD	FORWARD HOLD		
COMPARTMENT 4		COMPARTMENT 3	COMPARTMENT 2	COMPARTMENT 1
				
<p>ARRIVAL</p> <p>53</p> <p>52</p> <p>51</p> <p>DOOR</p>	<p>ARRIVAL</p> <p>53</p> <p>52</p> <p>51</p> <p>DOOR</p>	<p>ARRIVAL</p> <p>53</p> <p>52</p> <p>51</p> <p>DOOR</p>	<p>ARRIVAL</p> <p>53</p> <p>52</p> <p>51</p> <p>DOOR</p>	<p>ARRIVAL</p> <p>53</p> <p>52</p> <p>51</p> <p>DOOR</p>
<p>DEPARTURE</p> <p>53</p> <p>52</p> <p>51</p> <p>DOOR</p>	<p>DEPARTURE</p> <p>53</p> <p>52</p> <p>51</p> <p>DOOR</p>	<p>DEPARTURE</p> <p>53</p> <p>52</p> <p>51</p> <p>DOOR</p>	<p>DEPARTURE</p> <p>53</p> <p>52</p> <p>51</p> <p>DOOR</p>	<p>DEPARTURE</p> <p>53</p> <p>52</p> <p>51</p> <p>DOOR</p>
<p>REPORT</p> <p>53</p> <p>52</p> <p>51</p> <p>DOOR</p>	<p>REPORT</p> <p>53</p> <p>52</p> <p>51</p> <p>DOOR</p>	<p>REPORT</p> <p>53</p> <p>52</p> <p>51</p> <p>DOOR</p>	<p>REPORT</p> <p>53</p> <p>52</p> <p>51</p> <p>DOOR</p>	<p>REPORT</p> <p>53</p> <p>52</p> <p>51</p> <p>DOOR</p>

BULK HOLD (COMPARTMENT 51)

CLEAR DOOR DIMS: 95 CMS x 63.7 CMS (37.4" x 25.1")

MAX GROSS WT: 1.87 CU.M (66 CU.FT)

MAX VOL: 1.87 CU.M (66 CU.FT)

51 - 139 KG

52 - 1413 KG

53 - 1716 KG

TOTAL: 3468 KG

AFT HOLD (COMPARTMENT 3 & 4)

CLEAR DOOR DIMS: 272 CMS x 168 CMS (107" x 66.2")

MAX CUMULATIVE CAPACITY: 15,241 KG

MAX VOLUME PER UNIT: 4.30 CU.M (152 CU.FT)

AKE: 1587 KG

ALE: 3174 KG

AMP: 5000 KG

P/MC: 5103 KG

FWD HOLD (COMPARTMENT 1 & 2)

CLEAR DOOR DIMS: 270 CMS x 176 CMS (106" x 67")

MAX CUMULATIVE CAPACITY: 18,869 KG

MAX VOLUME PER UNIT: 4.30 CU.M (152 CU.FT)

AKE: 1587 KG

ALE: 3174 KG

AMP: 5000 KG

P/MC: 5103 KG

TYRE CODES

B - BANGOR followed by E/AVT / S - No. TLD at Position

O/T/B - Quick Transfer Berber

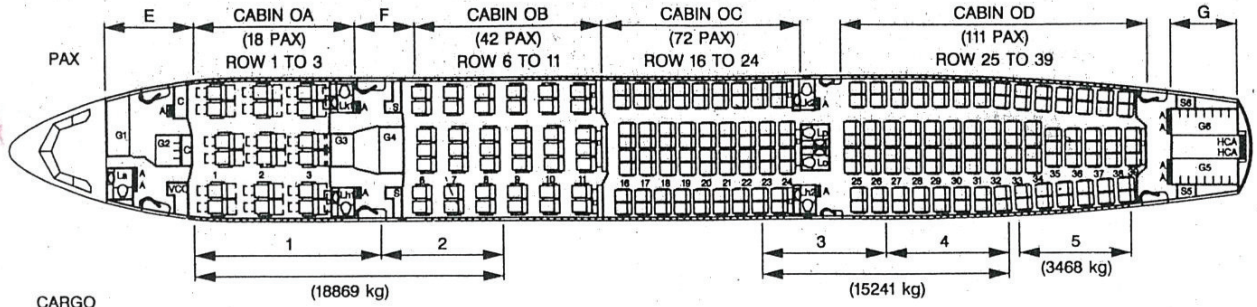
S - Reserve

M - Mid

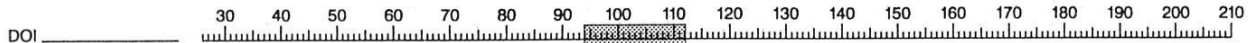
D - Green Berber

Q - Counter

AIRCRAFT REGISTRATION	FLIGHT NUMBER	FROM	TO	CREW	DATE
-----------------------	---------------	------	----	------	------



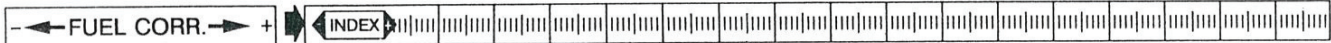
CARGO



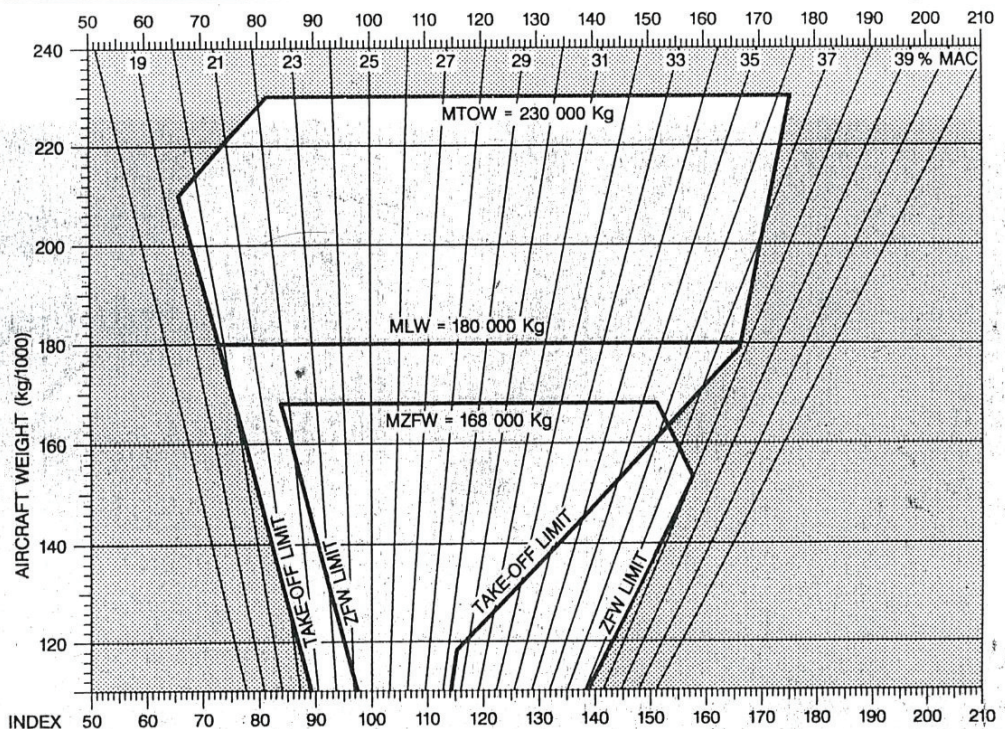
CABIN OA	18 MAX		5 PAX
CABIN OB	42 MAX		10 PAX
CABIN OC	72 MAX		70 PAX
CABIN OD	111 MAX		10 PAX

CARGO 1	SEE CARGO 2	KG	500 kg
CARGO 2	MAX 1+2 = 18869	KG	1000 kg
CARGO 3	SEE CARGO 4	KG	1000 kg
CARGO 4	MAX 3+4 = 15241	KG	1000 kg
CARGO 5	MAX = 3468	KG	500 kg

FUEL INDEX CORRECTION



NOTES



ZFW CDU INPUT

WEIGHT tons	CG % MAC
_____	_____

%MAC	18	20	22	24	26	28	30	32	34	36	38	40
PITCH TRIM	Constant	7	6	5	4	3	2	1	0	Constant	Nose Up / Nose Down	