

2506/306

2507/306

DATA AND COMPUTER NETWORKS

Oct. / Nov. 2017

Time: 3 hours



THE KENYA NATIONAL EXAMINATIONS COUNCIL

**DIPLOMA IN AERONAUTICAL ENGINEERING
(AIRFRAMES AND ENGINES OPTION)
(AVIONICS OPTION)**

MODULE III

DATA AND COMPUTER NETWORKS

3 hours

INSTRUCTIONS TO CANDIDATES

You should have the following for this examination:

Answer booklet;

Non-programmable scientific calculator.

*This paper consists of **EIGHT** questions.*

*Answer **FIVE** questions.*

ALL questions carry equal marks.

Maximum marks for each part of a question are shown.

Candidates should answer the questions in English.

This paper consists of 6 printed pages

Candidates should check the question paper to ascertain that all the pages are printed as indicated and that no questions are missing.

1. (a) Differentiate between data rate and signal rate with respect to data communication. (2 marks)
- (b) With the aid of a labelled block diagram, explain the half-duplex mode of data communication citing an example. (7 marks)
- (c) With the aid of a block diagram, explain the parallel data transmission mode. (7 marks)
- (d) A signal carries three bits in each element and 1200 signal elements are sent per second. Calculate the:
 - (i) band rate;
 - (ii) bit rate.
 (4 marks)

2. (a) State **two** advantages of bipolar codes over unipolar codes. (2 marks)
- (b) A bit stream has the binary sequence 1 1 0 0 0 0 0 1 0 1, draw its encoded signal when using the following schemes:
 - (i) HDB3;
 - (ii) Manchester.
 (6 marks)
- (c) With the aid of waveforms, describe the phase shift keying (PSK) modulation technique. (7 marks)
- (d) A binary frequency shift keying signal has a mark frequency of 49 kHz and a space frequency of 51 kHz. If the input bit rate is 2 kps, determine the:
 - (i) peak frequency deviation;
 - (ii) minimum bandwidth;
 - (iii) band rate.
 (5 marks)

3. (a) Define the following sampling techniques as applied in Pulse Code Modulation(PCM):
 - (i) natural sampling;
 - (ii) flat sampling.
 (2 marks)
- (b) With the aid of a schematic block diagram, state the functions of each of the components of a delta-modulator. (8 marks)


Date = / /

27

2 x 6

(c) A PCM system with a sampling rate of 2 samples/second uses 3 bits. Determine the:

- (i) signaling rate;
- (ii) number of quantization levels.



(4 marks)

(d) With the aid of a block diagram, explain the operation of a PCM receiver.

(6 marks)

4. (a) State any **three** causes of errors in data communication.

(3 marks)

(b) A data unit transmits a bit stream: 1 1 0 0 0 1 1 0 1 0 1 1 0 1 0 0 0. If the divisor constant for error detection is 1 0 0 1 1, compute the Cyclic Redundancy Check (CRC) character for the message.

(6 marks)


(c) (i) Explain the Hamming code error correction method.

(ii) An ASCII synchronous message contains characters "value". Calculate the number of Hamming bits required when using the Hamming code error correction codes.

(11 marks)

5. (a) Define each of the following in relation to data networks:

- (i) connectionless;
- (ii) routing table.



(2 marks)

(b) With the aid of a diagram, explain the process of a circuit switched network communication.

(8 marks)

(c) With the aid of a diagram, explain Time-Division Multiplexing (TDM).

(6 marks)

(d) A serial transmission T1 uses 8 information bits, 2 start bits, 1 stop bit and 1 parity bit for each character. If the bit rate is 1200 bits/second. Calculate the:

- (i) total number of bits per character transmitted;
- (ii) information transfer rate.

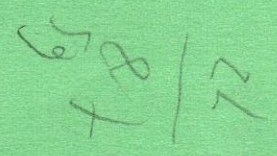
(4 marks)

6. (a) State **four** roles of the Institute of Electrical and Electronic Engineers (IEEE) in computer networking.

(4 marks)

(b) With the aid of a sketch, explain the Ring topology Local Area Network (LAN).

(8 marks)



(c) Explain the functions of each of the following networking devices:

- (i) repeaters;
- (ii) hubs.

(4 marks)

(d) Figure 1 shows a layout of a computer network used by an airlines agent:

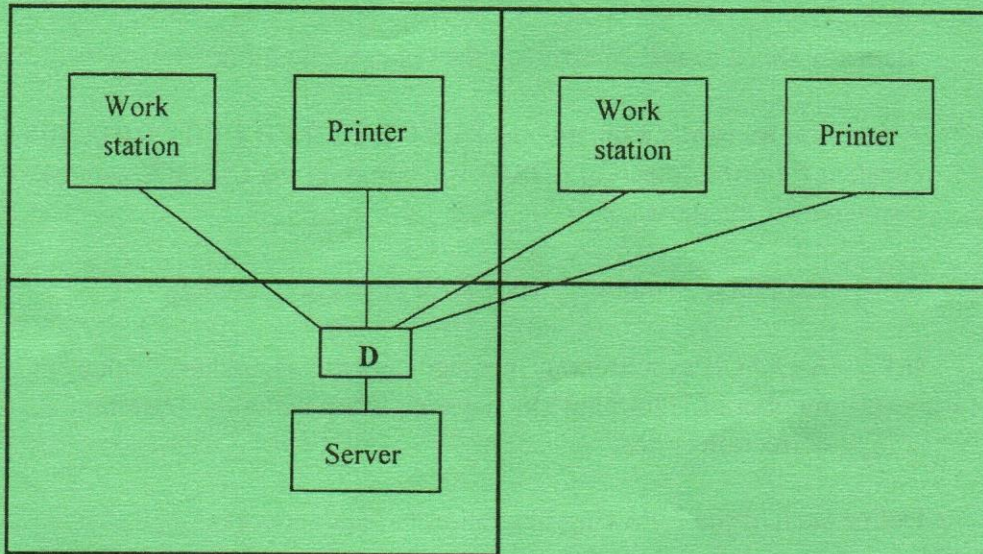


Fig. 1

- (i) Identify the network topology depicted in the diagram;
- (ii) name the device labelled D;
- (iii) state **two** functions of the device labelled "server".

(4 marks)

7. (a) Explain the following in relation to wireless local area networks:

- (i) Service Set Identifier (SSID);
- (ii) beacon stuffing.

(4 marks)

(b) With the aid of a labelled block diagram, explain the process of data authentication in a private wireless LAN. (8 marks)

(c) Describe the following in relation to computer networks:

(i) carrier sense multiple access/ collision avoidance (CSMA/CA) media access protocol;

(ii) Virtual Private Network (VPN).

(8 marks)

8. (a) Distinguish between JPEG and MPEG compression standards. (2 marks)

(b) Describe the lossless data compression technique. (4 marks)

(c) Outline the procedure of the Shannon-fano encoding algorithm as applied in data compression. (6 marks)

(d) Table 1 shows a data file composed of characters and their corresponding frequencies.

Table 1

Character	Frequency
A	30
B	70
C	35
D	14
E	11
F	77
G	25

73x4

(i) Construct the Huffman's binary tree for the data file;

(ii) Tabulate the Huffman's codes for the characters.

(8 marks)

Decimal - Binary - Octal - Hex - ASCII Conversion Chart

Decimal	Binary	Octal	Hex	ASCII	Decimal	Binary	Octal	Hex	ASCII	Decimal	Binary	Octal	Hex	ASCII	Decimal	Binary	Octal	Hex	ASCII
0	00000000	000	00	NUL	32	00100000	040	20	SP	64	01000000	100	40	@	96	01100000	140	60	.
1	00000001	001	01	SOH	33	00100001	041	21	!	65	01000001	101	41	A	97	01100001	141	61	a
2	00000010	002	02	STX	34	00100010	042	22	"	66	01000010	102	42	B	98	01100010	142	62	b
3	00000011	003	03	ETX	35	00100011	043	23	#	67	01000011	103	43	C	99	01100011	143	63	c
4	00000100	004	04	EOT	36	00100100	044	24	\$	68	01000100	104	44	D	100	01100100	144	64	d
5	00000101	005	05	ENQ	37	00100101	045	25	%	69	01000101	105	45	E	101	01100101	145	65	e
6	00000110	006	06	ACK	38	00100110	046	26	&	70	01000110	106	46	F	102	01100110	146	66	f
7	00000111	007	07	BEL	39	00100111	047	27	'	71	01000111	107	47	G	103	01100111	147	67	g
8	00001000	010	08	BS	40	00101000	050	28	(72	01001000	110	48	H	104	01101000	150	68	h
9	00001001	011	09	HT	41	00101001	051	29)	73	01001001	111	49	I	105	01101001	151	69	i
10	00001010	012	0A	LF	42	00101010	052	2A	*	74	01001010	112	4A	J	106	01101010	152	6A	j
11	00001011	013	0B	VT	43	00101011	053	2B	+	75	01001011	113	4B	K	107	01101011	153	6B	k
12	00001100	014	0C	FF	44	00101100	054	2C	,	76	01001100	114	4C	L	108	01101100	154	6C	l
13	00001101	015	0D	CR	45	00101101	055	2D	-	77	01001101	115	4D	M	109	01101101	155	6D	m
14	00001110	016	0E	SO	46	00101110	056	2E	.	78	01001110	116	4E	N	110	01101110	156	6E	n
15	00001111	017	0F	SI	47	00101111	057	2F	/	79	01001111	117	4F	O	111	01101111	157	6F	o
16	00010000	020	10	DLE	48	00110000	060	30	0	80	01010000	120	50	P	112	01110000	160	70	p
17	00010001	021	11	DC1	49	00110001	061	31	1	81	01010001	121	51	Q	113	01110001	161	71	q
18	00010010	022	12	DC2	50	00110010	062	32	2	82	01010010	122	52	R	114	01110010	162	72	r
19	00010011	023	13	DC3	51	00110011	063	33	3	83	01010011	123	53	S	115	01110011	163	73	s
20	00010100	024	14	DC4	52	00110100	064	34	4	84	01010100	124	54	T	116	01110100	164	74	t
21	00010101	025	15	NAK	53	00110101	065	35	5	85	01010101	125	55	U	117	01110101	165	75	u
22	00010110	026	16	SYN	54	00110110	066	36	6	86	01010110	126	56	V	118	01110110	166	76	v
23	00010111	027	17	ETB	55	00110111	067	37	7	87	01010111	127	57	W	119	01110111	167	77	w
24	00011000	030	18	CAN	56	00111000	070	38	8	88	01011000	130	58	X	120	01111000	170	78	x
25	00011001	031	19	EM	57	00111001	071	39	9	89	01011001	131	59	Y	121	01111001	171	79	y
26	00011010	032	1A	SUB	58	00111010	072	3A	:	90	01011010	132	5A	Z	122	01111010	172	7A	z
27	00011011	033	1B	ESC	59	00111011	073	3B	;	91	01011011	133	5B	[123	01111011	173	7B	{
28	00011100	034	1C	FS	60	00111100	074	3C	<	92	01011100	134	5C	\	124	01111100	174	7C	
29	00011101	035	1D	GS	61	00111101	075	3D	=	93	01011101	135	5D]	125	01111101	175	7D	}
30	00011110	036	1E	RS	62	00111110	076	3E	>	94	01011110	136	5E	^	126	01111110	176	7E	~
31	00011111	037	1F	US	63	00111111	077	3F	?	95	01011111	137	5F	_	127	01111111	177	7F	DEL