



Travel & Tourism Consultant Model Examination
 This model exam paper mirrors a single sample of exam questions with greater than 50% error rate. Correct answer

IATA Basic Fare Construction Formula

City Pair	Determine the city pair used as Fare Construction Points for each fare component
NUC	Determine the NUC of the predominant carrier using correct global indicator and the type of fare specified
RTILE	Write down rule number shown opposite the NUC, if any. Indicate if a specified routing exists. If none, write NIL.
MPM	Note the Maximum Permitted Mileage and correct Global Indicator
TPM	Show the total of the Ticketed Point Mileages.
MPM	Show the TPM Deduction, if any.
EMS	If TPM is still higher than MPM, divide TPM by the MPM to determine the % of the surcharge.
HIP	Identify the HIP sector and its fare, if any. If none, write NIL.
RTILE	Show rule number and follow stopover/transfer conditions whenever using secondary fare levels for the HIP.
AF	Show the Applicable Fare in NUC for the component
BHC	Identify the applicable minimum fare check(s) and show the highest fare as required by such check(s). If there is no Plus-up or no higher fare, write NIL. If the check does not apply, write NA. Note: Whenever the backhaul applies, show the complete BHC formula and the plus-up if any.
AF	Add the AF of all fare components, including Q surcharges, and show the final sum.
LCF	Convert NUC into Local Currency Fare at the IATA Rate of Exchange of the country of commencement of international travel.
LCF	Write down the final Local Currency Fare with the correct number of decimal places. Don't forget to round according to prescribed procedure for such currency.

How to determine an Excess Mileage Surcharge - EMS

Divide the TPM by the MPM

Example: 1.0335	Surcharge the fare by:
over 1.0000 but not higher than 1.05.....	5%
over 1.0500 but not higher than 1.10.....	10%
over 1.1000 but not higher than 1.15.....	15%
over 1.1500 but not higher than 1.20.....	20%
over 1.2000 but not higher than 1.25.....	25%
over 1.25 - use the lowest combination of fares	

Example: TPM 7836 and MPM 7102: $7836 \div 7102 = 1.10335 =$ surcharge of 15%

Note: When using this formula, you must check up to five decimal places in your calculator.





Travel & Tourism Consultant Model Examination

For the use of IATA Authorized Training Centers. Not for sale or resale. This model exam paper mirrors a single paper examination and includes a sample of exam questions with greater than 50% error rate. Correct answer options are in bold font.

Electronic Booking Tools: Basic GDS Entries

ENTRY	Abacus	Amadeus	Galileo	Sabre
Encode	W/-CCPERTH	DANPARIS	.CEROME	W/-CCPERTH
Decode	W/*AC	DNARG	.ADAI	W/*AC
Display a PNR/BF	*-NAME	RT/NAME	*-NAME	*-NAME
Display flight availability	120APRLONPAR2P	AN1JULMADMIA12P	A20MARLHRCDG	120APRLONPAR2P
Book seats from availability	01Y1	SS1C2	02Y1	01Y1
Add a name field	-HART/TROY MR	NM1FLORE/JUANMR	N.1LEE/JAMESMR	-HART/TROY MR
Add a phone/contact field	9202-957-1800-B	APAMS 020 437 1882-H	P.AMSH*020 9 49 32 48	9202-957-1800-B
Add a ticket deadline	7TAW10FEB/	TKTL15MAY	T.TAU/10FEB	7TAW10FEB/
Add a received field	6MRSBENOIT	RFMSSTEIN	R.ADDISON/PAULMR	6MRSBENOIT
Add a remark field	5BOOK HOTEL	RM BOOK HOTEL	NP.BOOK HOTEL	5BOOK HOTEL
Add Other Service Information	3OSI LH SPEAKS POLISH ONLY	OSLH FIRST TIME FLYERS	SI.QF*VIP CHAN/SUEMC	3OSI LH SPEAKS POLISH ONLY
Add Special Service Request	3NSML1	SRDBML	SI.VGML	3NSML1
Cancel an itinerary segment	X3	XE3	X3	X3
Divide a PNR	D1	SP1	DP1	D1
Assign a seat	4GA/W	ST/12A	S.S1/15A	4GA/W
Display a seat map	4G1*	SM3	SA*S2	4G1*
Display car rate	CF1/2	CAS2	/1+CAL	CF1/2
Book a car from display	0C3	CS2	01A4	0C3
Display rules / terms from a rate display	A. CQ*R3	CT2	CAVA2	CQ*R3
Display a car policy	CP*ZECORP	-	CADZL	CP*ZECORP
Display a hotel rate/availability	HRD*1	HAS3	HOC6/-15FEB	HRD*1
Book/sell a hotel	0H1+3	HS2B	01INSIDE5 01B1QRAC	0H1+3
Display airfares	FQYVRYYZ17JAN-AC	FQDYTOLON	FD12MAYSYDLHR/QF	FQYVRYYZ17JAN-AC
Display fare rule/notes	RD1	FQN1	FN*1/P2	RD1
Price an itinerary	WPA#AQF	FXX	FQ	WP
Issue a ticket	W#T#ETR#FCASH#KP4	TTP	TKP	W#P01
Access a queue	Q/19	QS2C1D1	Q/19	Q/19
Place a PNR on a queue	5Q-2JUN65/60 QP/13/18	QE8C20D1	RB.L9V/13FEB/02 6*BOOK HOTEL	5Q-2JUN65/60 QP/13/18
Segment change status	.3HK	3/HK	@3HK	.3HK
Time difference	T#ETGIG/FRA	DDNCE/SCL	@LTSYD	T#ETGIG/FRA

GENERAL KNOWLEDGE

Answer questions 1 to 55 by blackening in a circle on the separate Answer Sheet provided. Only one answer per question is accepted.

1. Which type of traveler is least likely to choose a visit to Hong Kong?
 A Entertainment-seeker
 B Environmental
 C Shopper
 D Status-seeker

2. Africa's tallest mountain is _____
 A Chimborazo
 B Logan
 C Kilimanjaro
 D Nanga Parbat

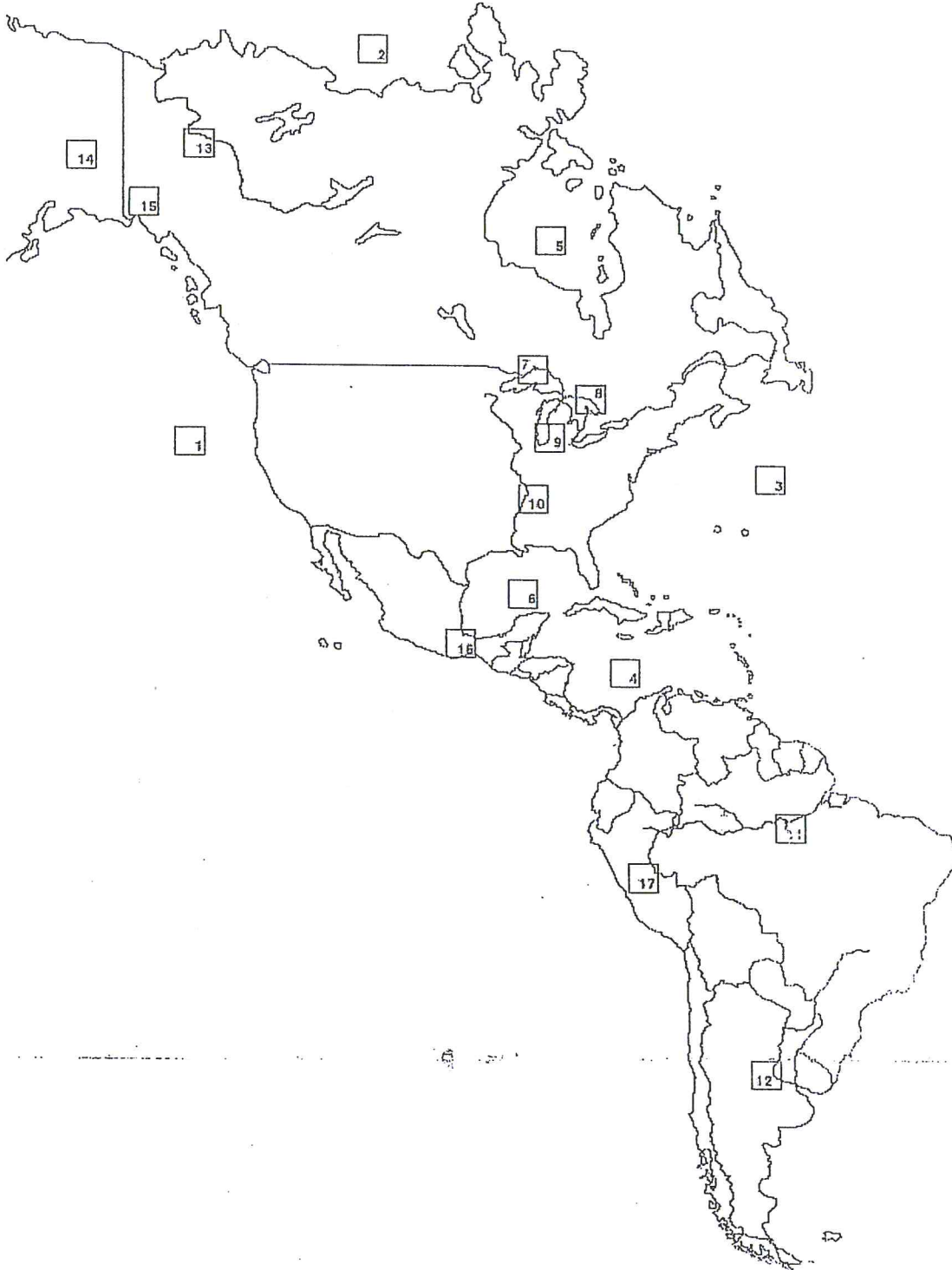
3. The main languages spoken in North America are _____
 A French and German
 B Spanish and Italian
 C French and Spanish
 D English and Spanish

4. Which country is rich in natural parks and animal reserves?
 A Argentina
 B France
 C Kenya
 D Canada

5. The code for the international airport serving China's capital city is _____
 A PEK
 B BEI
 C BJS
 D BCA

6. First class seating in China is referred to as _____ class.
 A deluxe
 B Comfort
 C Luxury
 D Soft

Refer to the map below to answer questions 7 to 15



7. Number 5 represents _____
 - A Mount Citlaltepetli
 - B Hudson Bay
 - C The Gulf of Mexico
 - D The Arctic Ocean
8. Number 2 represents the _____
 - A Gulf of Mexico
 - B Arctic Ocean
 - C Pacific Ocean
 - D Caribbean Sea
9. Number 9 represents _____
 - A The Gulf of St. Lawrence
 - B Lake Superior
 - C Lake Michigan
 - D The Mississippi River
10. Number 6 represents _____
 - A The Amazon River
 - B The Mississippi River
 - C Lake Superior
 - D Lake Huron
11. Number 14 represents _____
 - A The Arctic Ocean
 - B The Michigan Lake
 - C Mount Huascarán
 - D Mount McKinley
12. Number 17 represents _____
 - A The Guiana Highlands
 - B Lake Titicaca
 - C Mount Huascarán
 - D Mount Logan
13. Number 12 represents the _____
 - A Missouri River
 - B Amazon River
 - C Paraná River
 - D Orinoco River
14. Number 11 represents _____
 - A The Amazon River
 - B The Mississippi River
 - C The Hudson River
 - D Hudson Bay

15. Number 16 represents _____.
- A Mount Citaltepetl
 B The Panama Canal
 C The Orinoco River
 D Lake Titicaca
16. Which statement about luxury trains is false?
- A Each luxury train has a name and offers exclusive service
 B A luxury train is sometimes referred to as a "cruise train"
 C All luxury trains are operated by regular rail companies
 D Some luxury trains are decorated in historical tradition
17. When is it more practical to travel by rail than by air?
- A When travelling far distances and across borders
 B When the arrival train station is in the city centre
 C When the rail service can be reserved online
 D When the traveler is carrying excess baggage
18. Why would a travel agency issue a voucher instead of a ticket for the online sale of a train fare?
- A Because a voucher allows passengers to board a train
 B Because train vouchers earn higher commissions
 C Because train vouchers do not carry cancellation penalties
 D Because the agency cannot issue a rail ticket
19. When can a travel agency issue a rail ticket or voucher?
- A When the agent can access the rail company's web-based booking system
 B When the customer or agency purchases a rail ticket through the internet
 C When the train journey is purchased at full regular fare without discounts
 D When the ticket is for domestic travel only within the country of issuance
20. A rail passenger would refer to the train ticket's "Conditions of Carriage" text for information on visa requirements when crossing from one country into another.
- A True
 B False

Use the following Thomas Cook Rail Extract to answer questions 21 to 25

CRS	REGENSEBURG	SCHWANDORF	FURTH IM WALD	PLZEN	PLZEN HLAVNI
München Hbf 878.... d.	2	351	2	2	355
Regensburg Hbf. 879 d.	0521	0628	0831	0931	0901
Nürnberg Hbf 886.... d.	0635	0736	0940	1039	1130
Schwandorf..... 879 d.	0553	0654	0705	0902	0905
Cham (Oberpf)..... d.	0635	0736	0940	1039	1130
Furth im Wald a.	0652	0749	0956	1056	1149
Furth im Wald d.	0703	0750	0906	1006	1103
Domažlice..... d.	0731	0810	0929	1039	1131
Plzeň Hlavni..... a.	0851	0857	1054	1251	1257
Fraha Hlavni 1120 .. a.	0915	1054	1115	1251	1454
Plzeň Hlavni 1120.... d.	0915	1054	1115	1251	1454
Regensburg Hbf. 879 a.	0635	0736	0940	1039	1130
Schwandorf..... 879 a.	0553	0654	0705	0902	0905
Cham (Oberpf)..... a.	0635	0736	0940	1039	1130
Furth im Wald a.	0652	0749	0956	1056	1149
Furth im Wald d.	0703	0750	0906	1006	1103
Domažlice..... a.	0731	0810	0929	1039	1131
Plzeň Hlavni..... a.	0851	0857	1054	1251	1257
Fraha Hlavni 1120 .. a.	0915	1054	1115	1251	1454

a - also Jan. 6; not Dec. 25).
 e - Not Dec. 24, 31, Jan. 6.
 f - also Dec. 23, 30, Apr. 21; not Dec. 24).
 k - 0711 on @ e.
 r - (not Jan. 6). 0653 on @ (also Dec. 24, 31).
 x - Not Dec. 24, 25, 31.
 z - @ (also Dec. 24, 31, Jan. 6).
 † - Train category ALX in Germany (operated by Vogllandbahn).

21. Which train arrives in Plzen Hlavni at 16:57?
 A 351
 B 355
 C 353
 D 357
22. Mr. Wessen wants to arrive in Furth im Wald at 14:56. At what time will he need to board Train 2 in Schwandorf?
 A 1405
 B 1306
 C 1210
 D 1204
23. How many kilometers is it from Cham to Furth im Wald stations?
 A 90
 B 19
 C 109
 D 99

24. What time does Train 356 arrive in Regensburg Hbf?
 A 2056
 B 2133
 C 2028
 D 2305
25. Which is true?
 A All trains departing from Regensburg Hbf stop in Nürnberg Hbf
 B Furth im Wald is a train station on Germany's country border
 C there is a daily departure from Furth im Wald to Pilsen Hbf at 1403
 D Train no.2 arrives at Munich's München Hbf station at 1115
26. When do tourists normally choose to travel by coach between destinations?
 A when coach travel is less expensive than travel by other means
 B when travel is over long distances and duration
 C when travel is to suburban or city centre destinations only
 D when travel by train to a destination is not convenient or possible
27. In Europe, which feature usually determines the quality level or star rating of a bus service?
 A Seating space
 B Air conditioning
 C Sleeping berths
 D Bus routing
28. For long-distance bus trips, passengers have to reserve seats in advance.
 A True
 B False
 C It depends on the bus company
 D It depends on the bus fare
29. The Tourist Trail Pass is a special bus pass available for travel in _____.
 A Britain
 B Canada
 C Kenya
 D New Zealand
30. It is impossible to travel with extra comfort by coach within India.
 A True
 B False
31. Extended-stay hotels cater mostly to _____.
 A company employees transferred to a new location
 B tourists who stay in one place for up to two weeks
 C students who want to pay little for their accommodations
 D None of the above

32. Collecting articles from travel and tourism magazines/periodicals is an inexpensive way to gather useful information.
- A Yes
 - B No
33. Accommodation in country farmhouses in Italy is called _____.
- A Agribusiness
 - B farm living
 - C eco-business
 - D agritourism
34. Clients who want to experience a historical destination may be more attracted to accommodations in a restored _____.
- A hostel
 - B castle
 - C villa
 - D motel
35. Which crew member is responsible for planning passenger activities?
- A The Captain
 - B The Chief Purser
 - C The Cruise Director
 - D The
36. The Voyager of the Seas is a small ship.
- A True
 - B False
37. Cruise ships of the _____ were characteristically glamorous.
- A 1920s
 - B 1930s and 1940s
 - C 1940s and 1950s
 - D 1970s
38. A Super Mega Ship normally weighs more than _____.
- A 20 000 gross tons
 - B 50 000 gross tons
 - C 70 000 gross tons
 - D 100 000 gross tons
39. A cruising tour of the French wine-making region is possible on _____.
- A windjammer cruises
 - B barge cruises
 - C Mediterranean cruises
 - D Mega-ships

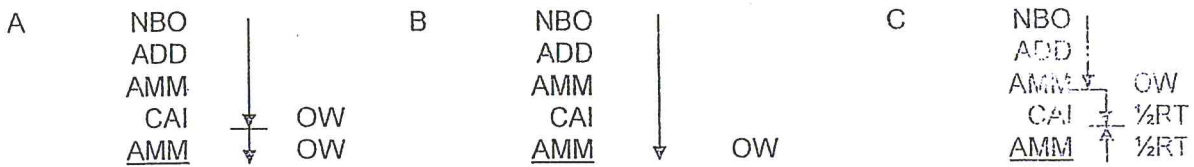
40. What is not a function of a tour operator?
- A Recording, Monitoring and paying tour supplier invoices
 - B Issuing travel documents and tour vouchers
 - C Reserving hotel rooms, airline seats or attractions
 - D Calculating tour costs and determining pricing
41. Promotional items, used by travel agents to thank clients for their business, do not normally include
- A Disposable cameras
 - B Free airline tickets
 - C Luggage tags
 - D Travel accessories
42. Which example shows poor attention to detail in the tour planning process?
- A Planning one museum visit in a tour itinerary for a group of art students
 - B Negotiating a sightseeing tour by bus accompanied by an unfriendly tour guide
 - C Publishing departure times for tour activities and not the return time to the hotel
 - D Arranging budget hotel accommodation to maximize the profitability of the tour
43. In the process of selling travel to prospect group customers, "cold calling" means _____
- A Follow up with group organizers who have expressed an interest in a trip
 - B Meeting with group organizers and members to represent a travel theme
 - C Meeting with the group organizer to draft a group travel time-line together
 - D Contacting group decision-makers to make contact and introductions
44. The most effective way to sell a tour is to _____
- A Offer special discounts
 - B Include free gifts
 - C Communicate its benefits
 - D List the features in writing
45. Which information is typically found at the front of a tour brochure?
- A The tour operator's experience and credentials
 - B The tour cancellation policy and risks
 - C The tour company's liability for damaged bags
 - D The tour itinerary details and pricelist
46. What is the benefit of selling group travel for an agency?
- A First-time group customers can generate repeat business
 - B Groups can only travel in off-peak or low seasons
 - C Group travellers are more price sensitive than independent travellers
 - D It takes less time to plan travel for a group compared to an individual
47. _____ is not required to open a travel agency business in any country.
- A Liability insurance
 - B A permit or license
 - C A bank guarantee
 - D IATA approval

48. The three important Reporting Calendar dates for Agents are Reporting, Billing and _____.
- A Registration
 - B Remittance
 - C Accreditation
 - D Data Processing
49. By which criteria do licensing authorities decide whether to renew or suspend a travel agency permit?
- A By Examining the Knowledge and Skills of the travel agency staff
 - B By evaluating the travel agency's office, location and size
 - C By assessing whether the agency has satisfied its legal requirements
 - D By judging the complaints made by dissatisfied agency customers.
50. To figure the net remittance, take the gross sales amount minus _____.
- A government taxes
 - B transaction fees
 - C agent Commission
 - D Credit Card sales
51. The more consumers are protected by law, the _____.
- A More Profit the travel agency can earn
 - B lower the travel costs will be for the customer
 - C high will be agency liability and insurance fees
 - D More difficult it is to earn IATA accreditation
52. IATA _____ are the rules that govern the relationship and responsibilities between member airlines and accredited travel agencies.
- A Billing and Settlement Plan
 - B Resolutions
 - C Sales Agency Agreements
 - D Charters
53. When selling by telephone, the best practice is for travel agents to _____.
- A Sell the agency's highlights
 - B Control the conversation with key questions
 - C Listen and wait for the speaker to identify his needs
 - D insist on a personal visit.
54. What is the first step to take when a customer is objecting to making a purchase?
- A Find out why the customer is hesitant to buy
 - B Introduce a different product or service
 - C Repeat the product features and benefits
 - D Begin an aggressive bargaining process
55. Explaining that a hotel has three swimming pools is an example of selling a product _____.
- A Feature
 - B benefit
 - C price
 - D quality



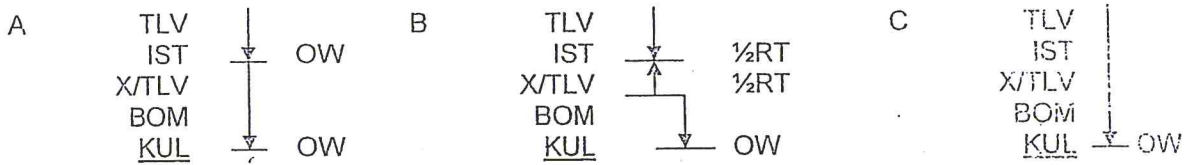
FARES & TICKETING

Refer to routings A, B and C and consider the limitations on indirect travel when answering questions 56, 57 and 58.



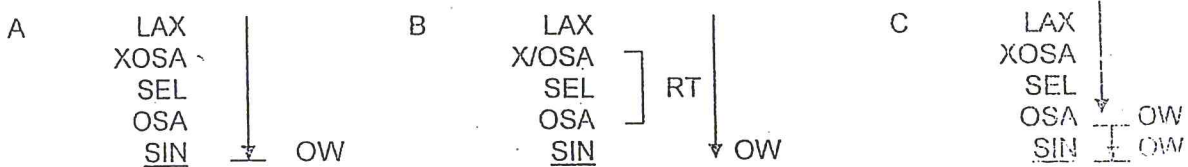
56. The correct answer is _____

- A break in CAI (two PUs)
- B no break point from origin to destination (one single PU)
- C break in Amm (two PUs)
- D only A and C



57. The correct answer is _____

- A break in IST (two PUs)
- B break at X/TLV (two PUs)
- C no break point from origin to destination (one single PU)
- D only A and B



58. The correct answer is _____

- A no break point from origin to destination (one PU)
- B LAX XOSA SIN (PU1) plus side trip XOSA SEL OSA (PU2)
- C break at OSA stopover point (two PUs)
- D both A and C

For question 59 identify which flight segment determines the carrier and applicable fare from origin to destination. Assume that each flight segment is flown on a different carrier, and each itinerary is composed of one single pricing unit.

59. Journey: BOG – CUR – MIA – NYC – YOW

The fares will be those applicable by the carrier who performs the segment

- A BOG CUR
- B CUR MIA
- C MIA NYC
- D NYC YOW

Consider the following information to answer questions 60 and 61

Journey: Toronto – Miami – surface – Mexico – Toronto

TPMs

YTO MIA 1225

MIA MEX 1291

MEX YTO 2020

60. Is it necessary to issue two separate tickets for this itinerary?

- A YES
- B NO

61. The MEX YTO flight is assessed

- A from YTO to MEX using OW fares
- B from MEX to YTO using OW fares
- C YTO to MEX using $\frac{1}{2}$ RT fares
- D MEX to YTO using $\frac{1}{2}$ RT fares

Consider the following journey to answer question 62

Journey: Bangkok – Milan – surface – Lugano – Zurich – Delhi – Bangkok

62. The Milan-Lugano is a sector which is

- A Considered a permissible surface transportation
- B Subject to mileage calculation
- C Subject to a SBT
- D Considered as an unreasonable connection.



Refer to the electronic fare display to answer questions 63 and 64

FARE CALCULATION
 YVR CX HKG S75.00TG X/BKK Q4.22 SQ SIN M1795.00 SQ LAX M1795.00NUC3669.22END
 ROE1.032549

63. S75.00 is the amount for _____
- A CX Security Surcharge YVR
 - B Canada Navigation Surcharge
 - C Facilitation Surcharge applied by TG HKG
 - D a stopover charge X/BKK
64. Q4.22 is _____
- A HKG Security Surcharge SIN
 - B Canada Navigation Surcharge LAX
 - C Terminal Surcharge via BKK
 - D CX Security Surcharge
65. Which routing would require a BHC calculation?
- A LON-ZRH-BUE-RIO (There is a HTP from LON to BUE)
 - B TLV-Rom-NYC-YMQ (There is a HTP from TLV to NYC)
 - C NBO-ADD-ZRH-IST (There is a HTP from NBO to ZRH)
 - D Both B and C

Questions 66 and 67 refer to the following rerouting situation for an unused ticket

Original Routing	MCT WY DXB ET ADD KQ NBO KQ CAI MS MCT
Date and Place of Issue	11 NOV at MCT
Fare Type	C
First Date of Travel	30 NOV
Validating Carrier	WY
Date of reissue of the new ticket	25 NOV at MCT
New date of departure from MCT	15 DEC
New Itinerary	MCT WY DXB ET ADD KQ NBO ET HRE ET X/NBO KQ CAI MS MCT

66. The new journey is recalculated using the fares applicable on _____
- A 11 NOV MCT
 - B 30 NOV DXB
 - C 25 NOV ADD
 - D 15 DEC NBO
67. The IROE used is the applicable on _____
- A 11 NOV CAI
 - B 30 NOV MCT
 - C 25 NOV
 - D 15 DEC



Questions 68 and 69 refer to the following rerouting situation for a partially used ticket

Original Routing	SIN SQ KUL MH JNB SA RIO AF PAR AF SIN
Place of original issue	SIN
Date of issue	22 NOV 10
Fare Type	Economy Normal
First Date of Travel	26 NOV 10
Validating Carrier	SQ
FCP	SIN RIO
Change of Routing/Reissuance	29 DEC when the passenger is in RIO
New Itinerary from the point of reissue	RIO LA SCL AF PAR AF SIN

68. The reroute ticket should be endorsed by _____

- A SQ
- B MH
- C AF
- D SQ or AF

69. The new ticket is valid until _____

- A 22 NOV 11
- B 26 NOV 11
- C 29 DEC 11

For question 70 refer to the following rerouting with an alternative situation with the same original routing considered below

Original Routing	SIN SQ KUL MH JNB SA RIO AF PAR AF SIN
Place of original issue	SIN
Date of Issue	22 NOV 10
Fare Type	Economy Normal
First Date of Travel	26 NOV 10
Validating Carrier	SQ
FCP	SIN RIO
Change of Routing/Reissued	29 DEC when the passenger is in RIO
New Itinerary from the point of reissue	RIO LA SCL LA PPT NZ AKL

70. The new fare calculation may have _____

- A One PU
- B two PUs
- C More than two PUs
- D Both B and C

For questions 71 to 78, refer to the following journey.

Price the journey as a single pricing unit.

Consult your PAT Training Extract edition 5 or the PAT extract included in this model exam paper.

Journey: Istanbul – X/New York City – Sydney – Auckland – London - Istanbul

Fare Type: Y normal

TPMs: IST
 5019 AT X/NYC
 9956 PA SYD
 1342 EH AKL ^{13.1.10}
 11532 EH LON ^{11.1.10}
 1563 EH IST

71. The journey is a _____

- A GJ
- B RT
- C CT
- D RW

72. The break point producing the lowest normal applicable fare is _____

- A NYC
- B SYD
- C AKL
- D LON

73. The GI for the outbound fare component is _____

- A EH
- B AP
- C TS
- D PA

74. The GI for the inbound fare component is _____

- A EH
- B AP
- C TS
- D PA

75. Which is true when applying the break point which produces the lowest normal applicable fare in this journey?

- A there is a mileage increase and a HTP in the outbound fare component
- B There is a HTP in the inbound fare component
- C There is a mileage increase and a HTP in the inbound fare component
- D There is neither mileage increase nor HTP in the fare calculation

76. There is a _____ to perform in this journey.

- A Btz
- B CTM
- C Rwm
- D there is no check from TC2 Journeys



78. The minimum fare to be applied is _____

- A NUC 12452.73
- B NUC 11751.51
- C NUC 13617.86
- D NUC 11826.41

79. The fare for this journey is _____

- A EUR 10372.00
- B EUR 9693.00
- C EUR 9484.00
- D EUR 9007.00

To answer question 79, consider the following itinerary and information. Consult your PAT Training Extract edition 5 or the PAT extract included in this exam paper.

Itinerary: Tokyo - Seoul - Sydney

Y TNO-SEL-SYD

Fare Type: Normal Economy

Tokyo	1100
Seoul	1200
Sydney	5184

Stopover Rule: 127 Unlimited permitted. Stopover Rule 1277 Unlimited Permitted.
 127 NOT permitted. 127365 NOT permitted.

80. The lowest applicable normal fare is _____

- A NUC 2774.34
- B NUC 2913.05
- C NUC 1593.20
- D NUC 2082.23

81. Which is true?

- A A mileage surcharge applies for the lowest fare
- B A HPC fare applies for the lowest fare
- C A Wadden BITE applies for the lowest fare
- D None of the above.

Refer to the following electronic fare display to answer questions 80 to 85

FARE CALCULATION

AKL NZ X/KUL MS DEL M2141.32AI MRU MK X/SYD QF AKL 10M AKLMRU2695.55F.
AKLMRU64.13NUC4901.00END ROE1.489746

81. The journey is a _____
 A local combination of two pricing units
 B end-on combination of two pricing units
 C RT
 D CT
82. There is an EMA _____
 A between Area 2 and 3 via DEL in the outbound fare component
 B between Area 2 and 3 in the inbound fare component
 C between Area 2 and 3 for each fare component
 D None of the above
83. The AF for the outbound fare component is _____
 A equal to the direct origin-destination fare
 B increased by a mileage surcharge
 C increased by a THP
 D Both B and C
84. The AF for the inbound fare component is _____
 A equal to the direct origin-destination fare
 B increased by a mileage surcharge
 C increased by a THP
 D both B and C
85. There is a _____ plus up.
 A Btz
 B CTM
 C Rwm
 D There is no plus-up^{ney} in this journey
86. The LCF excluding TFCs is _____
 A NZD 7301.24
 B NZD 7305.00
 C NZD 7302.00
 D NZD 7301.00
87. This journey has _____ transfers.
 A 1
 B 2
 C 3
 D 4
88. The fare breakpoint cities are AKL and _____
 A KUL
 B DEL
 C MRU

D. SYD

89. The minimum fare for this journey is _____

- A NUC 4901.00
- B NUC 2695.55
- C NUC 4282.64
- D NUC 5391.10

90. If carrier fares exist for this journey, the applicable fares would be those for the governing carrier

- A NZ
- B MS
- C AI
- D MK

Refer to the electronic fare display to answer questions 91 to 95

FARE CALCULATION
 BOG AV CCS AF PAR AF MAD5M CCSPAR2150.00P BOGP PAR BOGCCS57.00NUC2207.00END
 ROE1.00

91. In this journey there is _____

- A One PU
- B Two PUs
- C Three PUs
- D Two PUs and one fare component

92. The AF has a HIP _____

- A from the point of origin to an intermediate point
- B from an intermediate point to another intermediate point
- C from an intermediate point to destination

93. The amount of 57.00 is the result of a _____

- A Bitz Plus UP
- B CTM Plus UP
- C HIP Check
- D Security Surcharge collected by Colombia

94. The minimum fare is _____

- A equal to the applicable fare
- B higher than the applicable fare

95. If the IROE is 1.00000, what is the equivalent fare in USD?

- A 22070.00
- B 220.70
- C 2207.00

Venezuela:



1. Luxury Tax (YM)

Levied on all passengers departing Venezuela (travel commencing in Venezuela) on both international and domestic flights, irrespective of place of issuance and payment.

- Domestic: 8%
- International: 5.50%

EXEMPTION: None

2. Airport Departure Tax (AK)

From	International	Domestic
CCS	VEB94080	VEB2000
MAR	VEB87754	-

EXEMPTIONS:

- 1 Infants under 2 years of age
- 2 Transit without visa passengers not leaving the airport
- 3 Airline crew on duty
- 4 Diplomats accredited by Venezuela government

96. What is the tax to be collected for Venezuela?

- A YN
- B AK
- C there is no tax to collect
- D

97. The fares will be applicable by the carrier that performs the segment _____

- A BOG-CCS
- B CCS-PAR

For questions 98 and 99 consider the following information and consult your PAT Training Extract edition 5 or the PAT extract included in this exam paper.

Journey: Sao Paulo - Buenos Aires - Panama City

Fare Type: Y2SA

TPMs: SAO
 WH 1055 BUE
 WH 3318 PTY

Fare Construction:

FCP SAO PTY
 NUC Y2SA OW 1119.00
 RULE X2600
 MPM 3774
 EMA NIL
 EMS 20M

NOTE. TPM between RIO and BUE is 1232

98. By applying the Brazilian Provision, the lowest applicable normal fare is _____.

- A NUC 1264.80
- B NUC 1342.80
- C NUC 1286.85
- D NUC 1230.90

99. The LCF for this journey is _____.

- A USD 1265.00
- B USD 1362.00
- C USD 1287.00
- D USD 1343.00

Journey: Montevideo-X/Buenos Aires--New York-Montreal-Tel Aviv

100. The South Atlantic TPM shortcut _____.

- A does apply for this itinerary
- B does not apply because there are more than one South Atlantic Point
- C does not apply because there are two North American Gateway Points.
- D does not apply because the final destination is the middle East.

END OF EXAM QUESTIONS



Travel & Tourism Consultant Model Examination

For the use of IATA Authorized Training Centers. Not for sale or resale. This model exam paper mirrors a single paper examination and includes a sample of exam questions with greater than 50% error rate. Correct answer options are in bold font.

**Fare Construction formula for OW journeys.
This table is for your use only. It will not be graded.**

FCP	
NUC	
RULE	
MPM	
TPM	
EMA	
EMS	
HIP	
RULE	
AF	
CHECK	
TOTAL	
IROE	
LCF	



Travel & Tourism Consultant Model Examination

For the use of IATA Authorized Training Centers. Not for sale or resale. This model exam paper mirrors a single paper examination and includes a sample of exam questions with greater than 50% error rate. Correct answer options are in bold font.

Blank Fare Construction Table for OW journeys
This table is for your use only. It will not be graded.

FCP	
NUC	
RULE	
MPM	
TPM	
EMA	
EMS	
HP	
RULE	
AF	
CHECK	
TOTAL	
IROE	
LCF	



Travel & Tourism Consultant Model Examination

For the use of IATA Authorized Training Centers. Not for sale or resale. This model exam paper mirrors a single paper examination and includes a sample of exam questions with greater than 50% error rate. Correct answer options are in bold font.

Blank Fare Construction Table for RT/CT journeys
This table is for your use only. It will not be graded.

FCP		FCP	
NUC		NUC	
RULE		RULE	
MPM		MPM	
TPM		TPM	
EMA		EMA	
EMS		EMS	
HIP		HIP	
RULE		RULE	
AF		AF	
SUBTOTAL			
CHECK			
IROE			
LCF			



Travel & Tourism Consultant Model Examination

For the use of IATA Authorized Training Centers. Not for sale or resale. This model exam paper mirrors a single paper examination and includes a sample of exam questions with greater than 50% error rate. Correct answer options are in bold font.

Blank Fare Construction Table for RT/CT journeys
 This table is for your use only. It will not be graded.

FCP		FCP	
NUC		NUC	
RULE		RULE	
MPM		MPM	
TPM		TPM	
EMA		EMA	
EMS		EMS	
HIP		HIP	
RULE		RULE	
AF		AF	
SUBTOTAL			
CHECK			
IROE			
LCF			

