

2506/104  
2507/104  
ENGINEERING DRAWING  
Oct./Nov. 2019  
Time: 3 hours



THE KENYA NATIONAL EXAMINATIONS COUNCIL  
DIPLOMA IN AERONAUTICAL ENGINEERING  
(AIRFRAMES AND ENGINES OPTION)  
(AVIONICS OPTION)

MODULE I

ENGINEERING DRAWING

3 hours

INSTRUCTIONS TO CANDIDATES

*You should have the following for this examination:*

*Drawing papers size A2;*

*Drawing instruments;*

*A non-programmable scientific calculator;*

*Drawing table/Board.*

*This paper consists of FIVE questions in TWO sections; A and B.*

*Answer Question 1 in section A (COMPULSORY) and any THREE questions from section B in the drawing papers provided.*

*Maximum marks for each part of a question are as indicated.*

*All dimensions are in millimeters.*

*Candidates should answer the questions in English.*

**This paper consists of 4 printed pages.**

**Candidates should check the question paper to ascertain that all the pages are printed as indicated and that no questions are missing.**



SECTION A (40 marks)

*Compulsory*

1. Figure 1 shows the front end and plan of an insulator bracket drawn in first angle projection. Draw the following in first angle projection:

- (a) a sectional front elevation on cutting plane A - A;
- (b) the plan.

Include six major dimensions.

(40 marks)

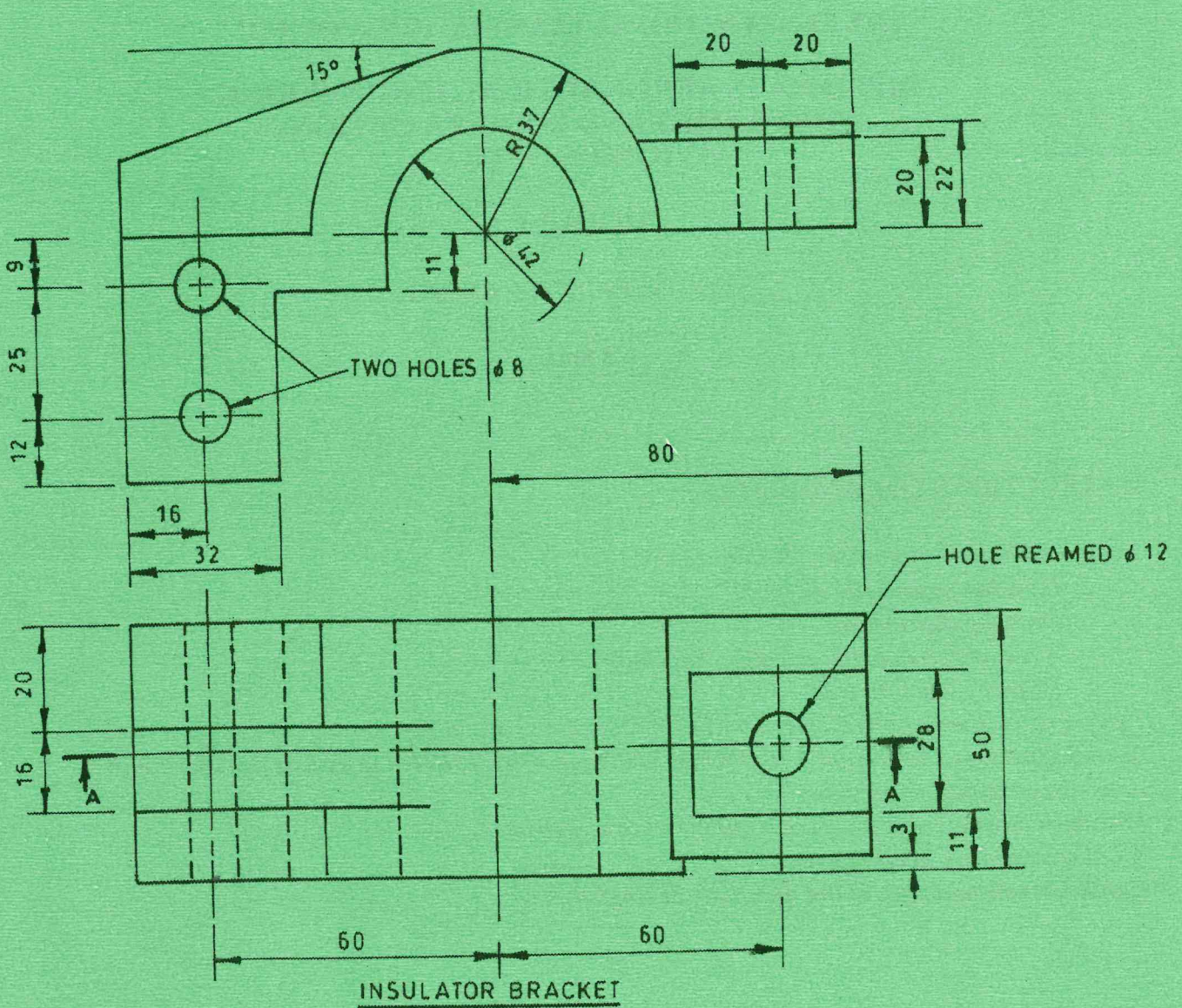


Fig.1







4. Figure 3 shows a truncated cylinder. Draw the given elevation and construct the following:

- (a) plan;
- (b) true shape of the cut surface;
- (c) development of the truncated cylinder.

(20 marks)

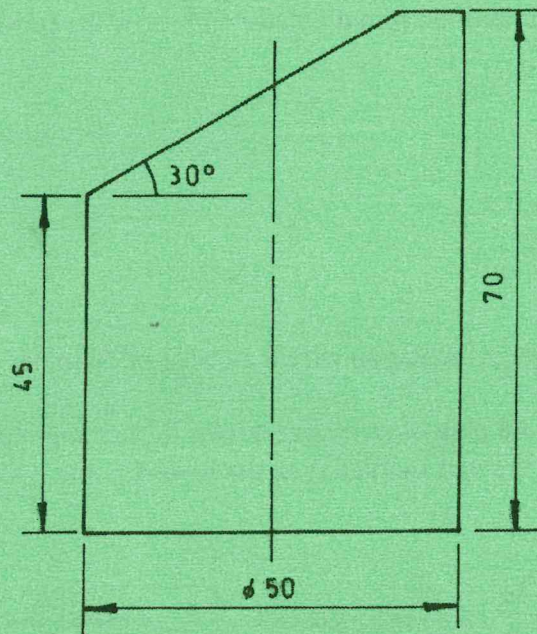


Fig. 3

5. (a) Show **five** methods of dimensioning a circle. (5 marks)

- (b) Figure 4 shows a circular wheel of 30 mm diameter with point P attached on its circumference. The wheel rolls without slipping along a straight line while remaining on the same plane. Plot the path traced by point P for a full revolution of the wheel. (15 marks)

(15 marks)

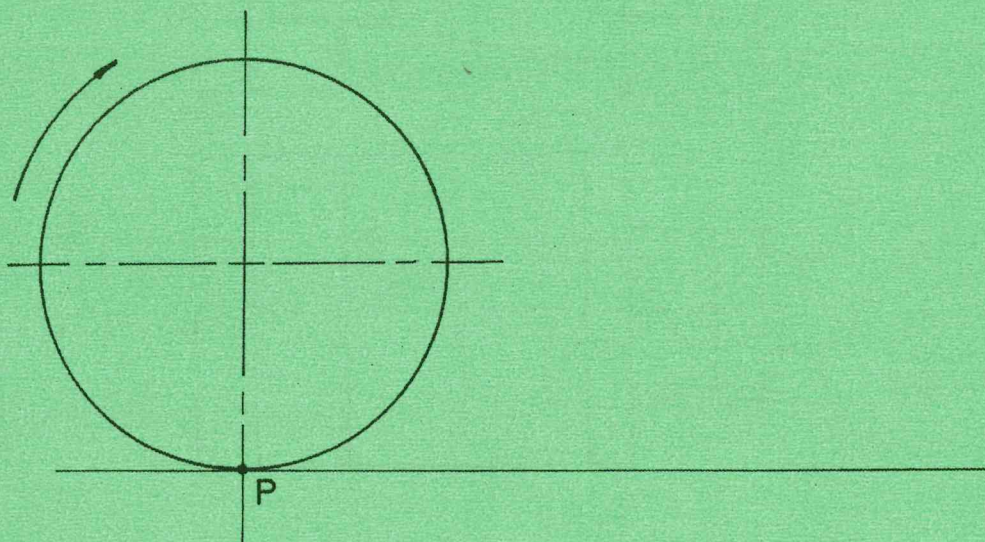


Fig. 4

**THIS IS THE LAST PRINTED PAGE.**

22/10